

The Roving

June 2012



President's Message: For those of you who missed it, the Redbud Festival was entertaining and a good time! We had two canopies (Lindsay Dion brought hers) and the side panels helped keep everyone shaded. Several participants sold garments.

Our next meeting is a spin-in at DeeDee King's Cabin at Camp Nelson. There will be a very short business meeting, followed by lots of show and tell (I hope) and plenty of camaraderie. Come join the fun!

This is the time when I need to attend to some business details: please give your attention to the following: A **Proposal** has been made to the Handweavers of the Valley Board:

Proposed change to Bylaws: We are recommending that the ASCH Conference representatives' Chair and the ASCH conference booth Chair be deleted from our list of committee chairs, as the ASCH organization has been dissolved.

The board has approved the proposal; however for the change to be official it has to be presented to the membership in the Guild newsletter and at a Guild meeting before it can be voted on by the membership. This notice will be in the May and June newsletters, and will be read at the June meeting. It will then be voted on by the membership.

JUNE MEETING

Date: June 9

Location: DeeDee King's cabin in Pierpont Springs

Time: 9:30-10 coffee, goodies & chatting. Meeting then spinning until??

Please bring: Spinning wheel; a Chair for sitting while spinning; and, a Salad for potluck lunch.

Iced tea, water, paper goods and morning snack provided.

Directions on last page.

July Program

Silk Painting - Program & Workshop by Lynda Bass

Meeting date is July 14

at the Exeter at the Memorial Bldg.

9:30-10:00 goodies & chatting. Last names H-O it is your turn to bring the treats. Those staying for the class, please bring a salad to share!



Show and Sale: For the **Raffle Basket** at Show and Sale, the Guild has selected the title of “My favorite Things”. We are asking members to contribute accessories for the raffle. They do not need to be handwoven or handspun to go into the basket. Suggestions for accessories already include, but not limited to: neck wraps, scarves, socks, leg warmers, hats, bags, mittens, gloves(fingered or fingerless), belts, pins, earrings, necklaces, headbands, barrettes, shoe laces, watch bands, eyeglass cases, eyeglass lanyards, key chain dangles, cell phone charms, purses. The sky’s the limit, any other accessories suggestions are welcome!






Upcoming Events:

Convergence 2012: Handweavers Guild of America’s biannual conference is being held in Long Beach July 15-20. Their website is; www.weavespindye.org.

Check out www.knittersreview.com then click events in the header bar, for a list of every fiber conference scheduled for 2012 – it’s by month and there’s a lot!

Squeekie Wheels – the spinning group, meets the 1st Wednesday of each month in Porterville at Sierra Hills Retirement Community, 2500 W. Henderson Ave from 10 – 3, bring your lunch or get it there (\$7). They also meet on the 3rd Friday of each month in Exeter at the at Capella’s Coffee House, 10-3ish.

Kawaeah Konnection meets on the second Wednesday in Three Rivers at the Presbyterian Church.

	Guild Programs for 2012:	 
 June- DeeDee King- Spin-In at Camp Nelson (directions on last page)	July- Lynda Bass- Silk Painting (\$40 for workshop) Class Full – wait list (supply list attached)	
August- DeeDee King- Rep Weave Symposium	September- Wool Day and Show and Sale last notes	
October- Show and Sale October 27- <u>no meeting</u>	November- Lindsay Dion & DeeDee King Wool Dye Day	
December- Guild Christmas Party at Capella’s in Exeter		



For Sale

Sophie Britten has a large warping board to sell for \$25.00 - 561-4265

SILK PAINTING -----SCARF

Lynda Bass

Handweavers of the Valley

July 14, 2012

COST- Approximately \$40.00 for the following tools and materials, less the PVC pipe which is approx. \$4-\$5.



TOOLS-

1. Frame PVC Pipe (1)
2. Hooks (16)
3. Rubber Bands (16)
4. Palette (1)
5. Brush (1) included in Dye Set,
6. Applicator Bottle (1)
7. Eyedroppers (6)
8. Design for scarf

MATERIALS-

1. Silk Haboti Scarf (8" x 54") 1
2. Jacquard Dye set- brush, gutta dye, dye set
3. Rock Salt

PROCEDURES

Each student will be provided with all of the above, except the PVC frame, which should be brought to the meeting already assembled. The PVC frame should give you 2"-3" of space on each side of your scarf which will be 8" x 54". This means that your interior space of your frame will be approx. 5' in length and 16" across. It should be made from 1 1/2" or 2" PVC pipe. By my calculations, 2 10' pieces and 4 90 degree corners will do. You will have to cut the pipes. A hacksaw or pruning saw works well.

I will wash the scarves and when we arrive, we will go over the color wheel, see the color harmonies and how they are used, pencil in the design, attach the scarf, and put the resist (gutta) on the scarf. While that dries, we will have lunch.

After lunch, we will begin painting the scarf. I will go over the techniques and the students will be able to progress on their own scarf, while I can answer questions and guide their progress. If students do not finish painting it, they will be able to take it all home to do so. The dye will be set using the dye set, at home.



Meet

Ann Belau

Ann is a cool breeze to refresh that has come to us all the way from Iowa. She didn't spend much time there as her family were Forest Service nomads moving about the country to various assignments. She was nine when she ended up on the California coast in Santa Maria where her Dad was the District Ranger. This became home so to speak and she made her way through school there until High School graduation. Then the adventure got interesting.

You see, Ann was a serious ballet student. And in dance, like anything that captures her passion she excelled. When England's Royal Ballet Company was touring the USA she auditioned back stage at the Shrine Auditorium in Los Angeles. One of only seven Americans accepted to the Royal Ballet School that year, can you imagine her excitement? I'm sure her parents must have had some trepidation as they sent their young high school grad off to England. Ann did well though; she shared a room

with a student from Norway. The school had an international student body so that must have been very interesting.

It is here that Ann's interest in fiber arts began. Not having much money to spend on entertainments, Ann found knitting a productive way to occupy her time. It was a way to keep busy and have new clothing too. Her roommate was a knitter too so they often went to the movies and knitted in the dark because the theatre was warmer than their room. You see utilities such as the heater and hot water were pay as you go. You had to put a schilling in the meter to get heat or hot water for a bath. If you were short on schillings, you might have gone to the movies and knitted in the dark too. You could have a little fun and be warm at the same time.

After a year and a half in England, a disappointed Ann headed back across the pond; a knee injury had quashed her hope of a dancing career. For a time she settled in LA and worked in a bank; I bet she was the prettiest and best dressed there, don't you? She says she spent about three years pouting because she couldn't do what she really wanted. Perhaps, but I think she had to grieve her broken dream and move on a bit before she could see the path that lay just around the bend.

The pouting ended when, in her words, "I realized I had all this wonderful education, why not use it?" She headed back to the central coast and opened a ballet studio in San Luis Obispo and began to teach. She found she loves to teach and her knee could manage the stress of teaching so all her work and skill found a new avenue of expression. She taught in San Luis Obispo, Vandenberg AFB, Santa Maria and Solvang. Then her Dad and the neighboring District Ranger brought a certain Assistant Ranger, Lee Belau onto the scene.

They were married in 1964 and their first assignment was Mt Shasta City where they added two little girls to their family. They were there six years and then transferred to Upper Lake (near Clear Lake) and then in 1977 they came to Porterville.

Ann says she stopped dancing to be a stay-at-home mom, but kept up the knitting and in Mt. Shasta added needle point and other forms of canvas work. Even here in Porterville she enjoyed teaching needle point until the fine canvas became difficult to see. However she has added spinning to her list fiber fun things to do. She badgered Sharon Warren for two years before they had their five week class.

The fun get togethers of that class is what led to the birth of “Squeekie Wheels” spin group that meets twice a month now.

Ann has excelled in spinning, she has applied herself to learn as well as teach this ancient skill. Right now, after a year and a half wait, Ann is out sanding a walnut, Norwegian style, Saxony wheel by Jerry Jenson. It is still in pieces as I write, but she is busy sanding every day in hopes of making it as smooth as glass. Make a point to see it at the “Show N Sale” in October.

Thank you, Sharon for finally teaching Ann to spin and inviting her to the Guild.

» »»»»*Hope Overholt*



Directions to the King Cabin: **From Springville, California:**

Head uphill on highway 190 for 14.4 miles. Turn left onto Pierpoint drive at Pierpoint Springs Resort. Left again on John Lewis Drive. Bear right at Sunset Drive, and follow the road up the hill. The cabin is 439 John Lewis Drive. If you are there early, you can pull down into the yard, but the cul-de-sac is paved and easier to get out. Take care not to block the two driveways on the cul-de-sac. The trip up from Springville should take a half hour to forty minutes.

Please bring:
Spinning wheel
Salad for potluck lunch
Chair for spinning

Iced tea, water, paper goods and morning snack provided. There will be door prizes and fun fiber to share. Meeting will get started at 10:00, and run through?
Hope to see you there.
If you are lost, the phone at the cabin is 559-372-4606.